
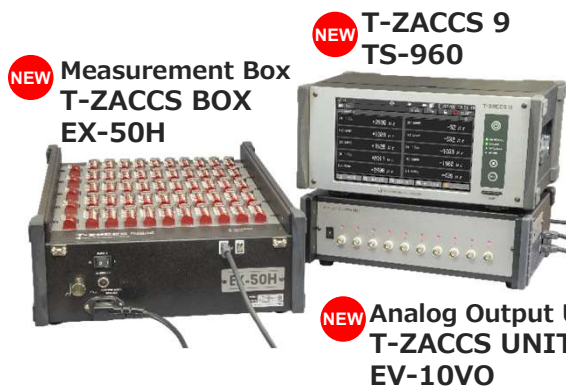
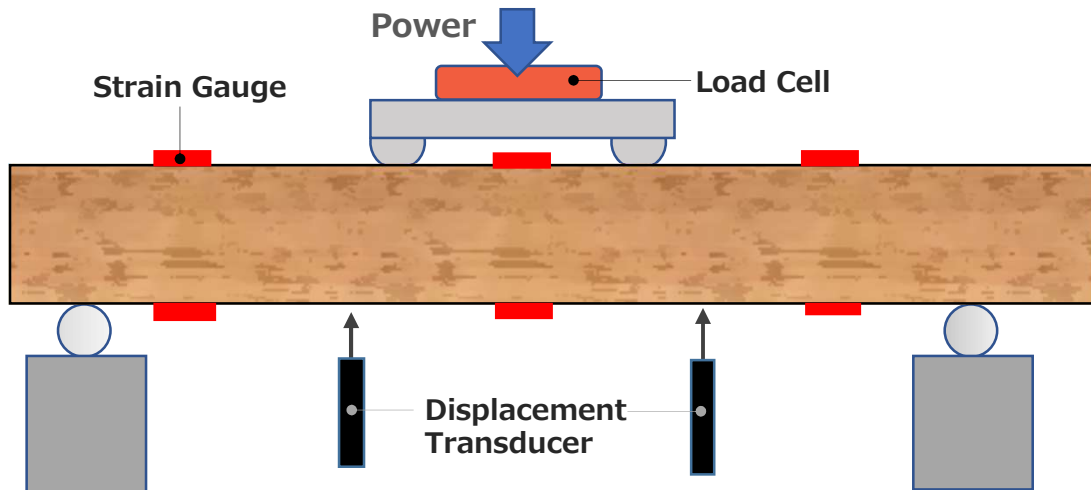


Wood Testing System



This system is applicable to **load tests of beams in the R&D of wooden buildings that have recently been attracting much attention**. Real-time intuitive bar graph view of multiple channels. Measurement box can be expanded for sampling of up to 1,000 channels at fastest in 0.1 seconds.



*Image is for illustration purposes.

Monitored value

Point

- ✓ Measuring with 0.1-second intervals in high-speed mode. Handling of quasi-dynamic phenomena until fracture
- ✓ Where an auto stop function using voltage signal is equipped on the testing device, it will be controlled using the EV-10VO voltage output.
- ✓ Bar graph monitor that facilitates easy recognition of fluctuations

【Examples of products】

Load Cell

TCLP-B (10KN~2MN)
TCLM-NA (10KN~20kN)
TCLY-NA (300KN~10MN)

Displacement Transducer

CDP(5mm~100mm)
SDP-E (50mm~300mm)

Strain Gauges

PL series (for concrete)
PFL series (for concrete)

